


# WELCOME!



## Slide Lectures on Home Gardening

- "Raised Bed Gardening"
- "A Visit to 'Les Quatres Vents'"
- "Rethinking Uses for Annuals"
- "Controlling Views in the Garden"
- "Native Plants – or not? – for Shady Gardens"
- "Living Fences: Successful Plants for Hedges"
- "Transforming Personal Space: from Back Yard to Garden"

Visit my web site to learn more about my lectures: [www.smmgardens.com](http://www.smmgardens.com)

Sally McGuire Muspratt  
617-327-2401  
[smmgardens@gmail.com](mailto:smmgardens@gmail.com)



Many thanks for to Jill and Lyn for organizing  
This program.

Jill has been endlessly kind and patient in helping me  
make this presentation work. I am also very grateful to  
Lyn for her non-judgmental emails about my  
registration mistakes and her polite silence about my  
running the same ad year after year....

The truth is that the content of these programs  
changes after each presentation.

What I love about giving these talks is the chance to refocus each one as I learn from my audiences what points and what images are most helpful.

Revisiting images of my travels, my landscape designs, and my installations lets me reinterpret what I have learned since my days at the Landscape Institute. I can convey what I now value about these wonderful experiences. Sharing these sights and insights with you is an enormous pleasure. Glimpses follow of programs I especially enjoy giving.

# "A Visit to 'Les Quatres Vents,' Frank Cabot's Northern Garden"

LDC, July, 2010



LDC, July, 2019




Sally Muspratt  
Landscape Design, Inc

"Les Quatre Vents" is my favorite garden, My sons say I got ALL my ideas for gardens from Frank Cabot. This is almost true. My grandfather's summer place is across the bay from Frank's estate, and I've known it all my life.

This presentation follows Frank's artfully arranged route so we can enjoy together both the beautiful scenery and the brilliance of his sequencing of experiences.

Viewers can also learn some design techniques to try at home and discover some unusual plants we can grow in our own gardens.



Besides what I learned from Frank Cabot, I base my talks on my studies of landscape design and horticulture at the Radcliffe Institute, my lifelong travels and study tours with The Garden Conservancy, many years of designing and installing gardens, and relating these wonderful experiences in talks to garden clubs.



“Raised Bed  
Gardening  
2023

Sally Muspratt  
Landscape Design, Inc.



## Raised Beds—and Beyond!

My years of consulting with garden clubs on traffic island designs led to my developing other uses for raised beds. Members were interested in using these beds in imaginative residential designs, grouping and containers, and making beautiful earth formations to enrich landscapes.



Beds planted!

# Constructing raised beds at Roslindale Gardens





Sad barren hillside..  
March, 2021



Raised beds  
and ground cover  
September 2021

They also liked information about choosing different materials to frame raised beds, root-proof them, and to prepare soil mixtures.



Drape fiberglass screening  
over container



Add plastic bottles.  
Then make a pouch with the  
fiberglass to contain  
drainage layer of bottles



Transforming  
Personal Space:  
From back yard  
to garden



Sally Muspratt  
Landscape Design

2023

## Transforming Personal Space.

Many garden club members want to make their gardens into private refuges, secret gardens, separating them from the outside world with trees, shrubs and sometimes berms planted to enclose a special space And to exclude unwanted views. Here are a few excerpts from this talk to give you an idea of how several gardens have been made personal for their owners.



Using fences, trees and shrubs to make your garden personal and private





creating privacy  
by adding  
a berm







another  
berm!



September, 2020



and a third!

October, 2020





SHADE GARDENING



NO!

YES!

Sally Muspratt Landscape Design, 2023

Focusing on peaceful, green plantings is especially appealing in difficult times. I present ways to build thriving gardens in unpromising areas like the north sides of houses and dark bare spots under maple trees.

Creating a root—proof mound on each side of a path in a tiny Cambridge entrance garden







March 2023  
Plants  
established on  
mound




Planting dogwoods, placing boulders, March 20, 2020



Beneath  
the pre-existing  
Sassafras  
canopy,  
new ferns &  
geraniums  
flourish on the  
new hillside path,  
August 4, 2021



May 2022:  
sweet  
woodruff by  
path on  
North side of  
the house



# Rethinking Uses for Annuals

2023

Sally Muspratt  
Landscape  
Design, Inc.

## New Uses for Annuals.

Inspired by the success of garden clubs in creating gracious traffic island gardens for their communities, I revisited ways to use these bright plants as focal points in summer residential gardens.

This talk also explores annuals as a "first draft" for projected perennial gardens and as a sustainable substitute for a pre-existing perennial garden ruined by invasive weeds.

Below:  
Municipal bedding out in the  
Boston Public Garden

Right:  
Lovely garden club  
arrangement: a personal  
design given to the public





A draft in  
annuals  
for a  
future  
perennial  
garden





Perennials  
Finally  
chosen for  
site



1932



1966

Chaotic replanting, 2012



Revision with  
Annuals, 2016



Do invite me to present  
one of these programs  
to your garden club!